





Freezer range

Westinghouse has been helping Australian families for over 60 years.

Life is so much busier than it used to be, filled with work, extra curricular activities, not to mention just raising a family! We know it's not always easy, which is why all Westinghouse products are designed to make your life a little simpler.

This brochure has information on the complete range of Westinghouse freezer models:

- Vertical freezers – a single door, front opening freezer that stands vertically and is as high as a normal refrigerator.
- Bar freezers – a compact front opening freezer small enough to fit under a bench in a kitchen or bar.
- Chest freezers – a top opening freezer.

Westinghouse freezers use the less harmful R600a refrigerant. That means every day, the family refrigerator can quietly play its own part in reducing the household's impact on the environment.



Vertical freezers



Pigeon Pair

Westinghouse's vertical fridges and freezers can be combined in one space to give you a pigeon pair. This provides you with the maximum fresh food and freezer storage in one unit-truly the big fridge for the big family.



Adjustable storage solutions with FlexStor™

Adjust the height and position of the door bins with FlexStor™.

(Selected models only)



More brightness with LED Lighting

LED lighting at the back and top of your fridge ensures everything is easy to see and easy to find at a glance.

(Selected models only)



Twist ice and serve

Twist ice and serve is an easy way to dispense ice.



SpillSafe™ glass shelves

SpillSafe™ glass shelves improve visibility and isolate leaks – preventing up to one litre of spills from dripping down to the shelves below.



Fingerprint-resistant real stainless steel

Life can be messy, but with Westinghouse's fingerprint-resistant real stainless steel, you won't have to worry. A quick wipe with a damp cloth should be all you need to keep your fridge looking its sleek and stylish best.

NEW



Vertical freezers

Features†

Model	WFB4204SA/WA	WFB2804SA/WA	WFM1800WD	WFM1810WC
gross capacity (litres)	425	280	180	180
door finish	stainless steel/ classic white	stainless steel/ classic white	classic white	classic white
dimensions (and recommended clearances)	refer to page 10	refer to page 10	refer to page 10	refer to page 10
door opening	reversible	reversible	reversible	reversible
frost-free	✓	✓		✓
separate temperature control	✓	✓	✓	✓
multi-flow air delivery system	✓	✓		
freezer features				
twist ice and serve/trays	2/-	2/-	-/1	-/1
ice cube storage bin	✓	✓	✓	✓
adjustable glass shelves	4			
full-width freezer baskets	3	6	6	4
freezer light	LED	LED		
other features				
R600a refrigerant	✓	✓	✓	✓
integration kit available	✓	✓		
energy star rating (new)	3.0	3.0	2.5	3.0
energy consumption (kwh/year)	439	352	297	282

† Refer to the product information on the back page of this brochure.

Chest freezers



Spring-loaded lid

A lightweight, sturdy, spring-loaded lid that stays open to free both your hands. The lid also provides an airtight seal, ensuring your freezer always runs at its most cost efficient.



Adjustable recessed thermostat

The thermostat is set into a cavity on the freezer – not only giving you easy temperature control, it can't be bumped or moved by mistake.



Sliding baskets

Runners allow the baskets to slide easily across the freezer. Accessing your frozen food in the lower area is simple.



Defrost drain system

Making defrosting easy, a drain at the base of the fridge allows water out.



Stackable, removable baskets

Fitting neatly into each other and can be removed to allow more storage space. When in use they keep the freezer neat and organised.



Environmentally friendly~

Westinghouse refrigerators and freezers have started converting over to the less harmful R600a refrigerant. Look out for this symbol, as well as R600a in the specification tables, to see which models have already changed over.

(selected models only) - Features vary by model

Chest freezers

Features*



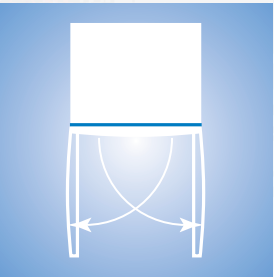
Model	WCM7000WD	WCM5000WD	WCM2900WD
gross capacity (litres)	700	500	292
exterior finish	classic white	classic white	classic white
dimensions (and recommended clearances)	refer to page 11	refer to page 11	refer to page 11
defrost drain system	✓	✓	✓
external rotary thermostat control	✓	✓	✓
spring-loaded lid	✓	✓	✓
freezer features			
removable freezer baskets	3	2	1
other features			
energy star rating (new)	3.0	3.0	3.0
energy consumption (kwh/year)	660	547	335
levelling legs	✓	✓	✓
R600a refrigerant	✓	✓	✓



Model	WCM2000WD	WCM1400WD
gross capacity (litres)	200	142
exterior finish	classic white	classic white
dimensions (and recommended clearances)	refer to page 11	refer to page 11
defrost drain system	✓	✓
external rotary thermostat control	✓	✓
spring-loaded lid	✓	✓
freezer features		
removable freezer baskets	1	1
other features		
energy star rating (new)	3.0	3.0
energy consumption (kwh/year)	279	230
R600a refrigerant	✓	✓

* Refer to the product information on the back page of this brochure.

Bar freezers



Reversible door

These models are made to suit your needs, adapt the door from right to left to fit your space.



Table top function

Used as a handy storage area or additional workspace, the table top finish reduces the risk of scratching or damaging the cabinet.



Integrated handles

All Westinghouse bar fridges and freezers boast an integrated handle design for easy access and a smooth, clean look.



Clear facsia freezer bins

Giving fast storage and allowing you to keep items separated, ultimately reducing the time you need to keep the door open.



Pairing options

Combine a bar freezer with a bar fridge of the same height to create versatile storage options. For information on Westinghouse bar fridges refer to our current refrigeration brochure or visit westinghouse.com.au



Environmentally friendly~

Westinghouse refrigerators and freezers have started converting over to the less harmful R600a refrigerant. Look out for this symbol, as well as R600a in the specification tables, to see which models have already changed over.

(selected models only) - Features vary by model

Bar freezers

Features[†]

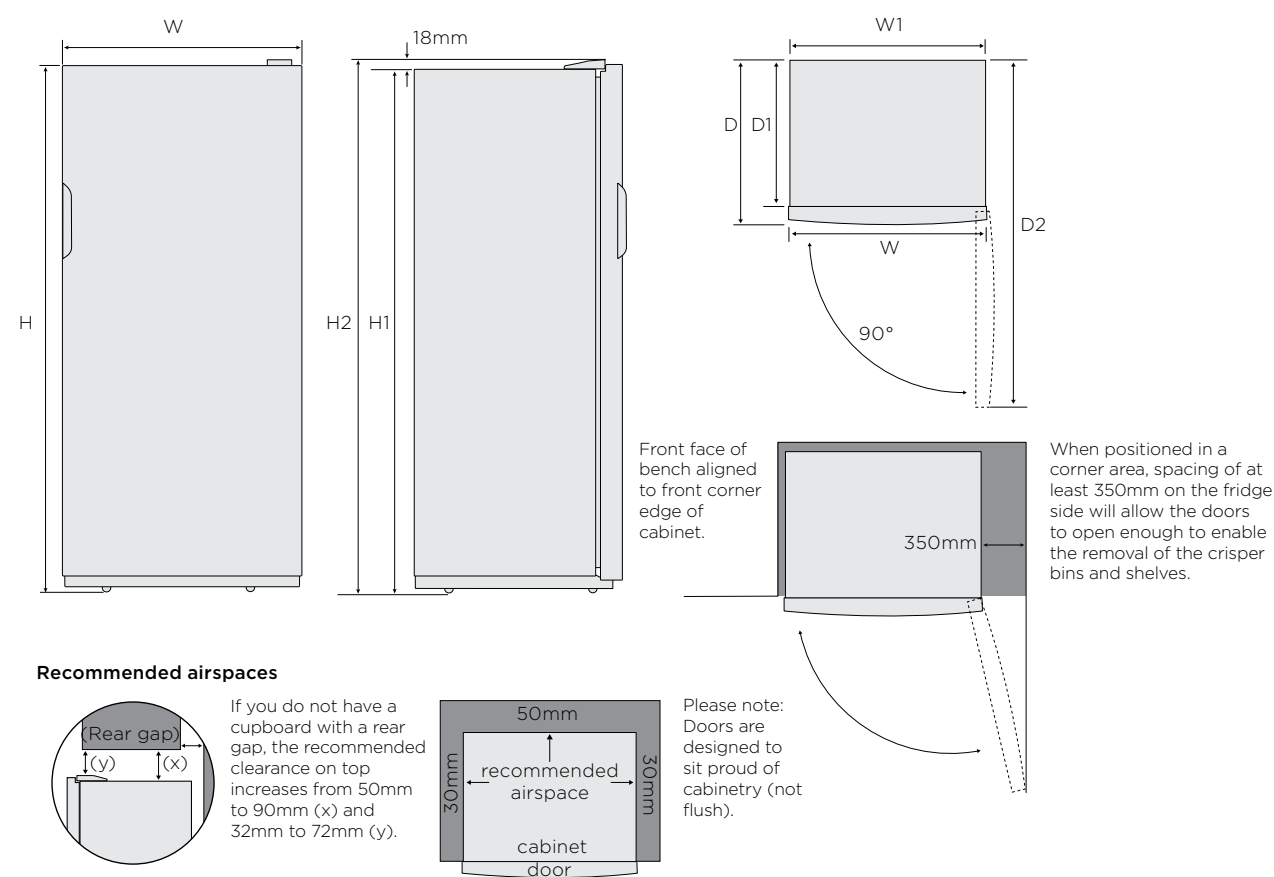


Model	WFM0900WC*
gross capacity (litres)	86
exterior finish	classic white
dimensions (and recommended clearances)	refer to page 11
reversible door	✓
freezer features	
ice cube tray	✓
ice cube storage bin	✓
adjustable plastic shelves	✓
clear freezer bins	✓
other features	
adjustable front levelling leg	✓
hidden hinges	✓
energy star rating (new)	2.5
energy consumption (kwh/year)	230
R600a refrigerant	✓
pairing options	WRM1300WC

*Not available in New Zealand.

† Refer to the product information on the back page of this brochure.

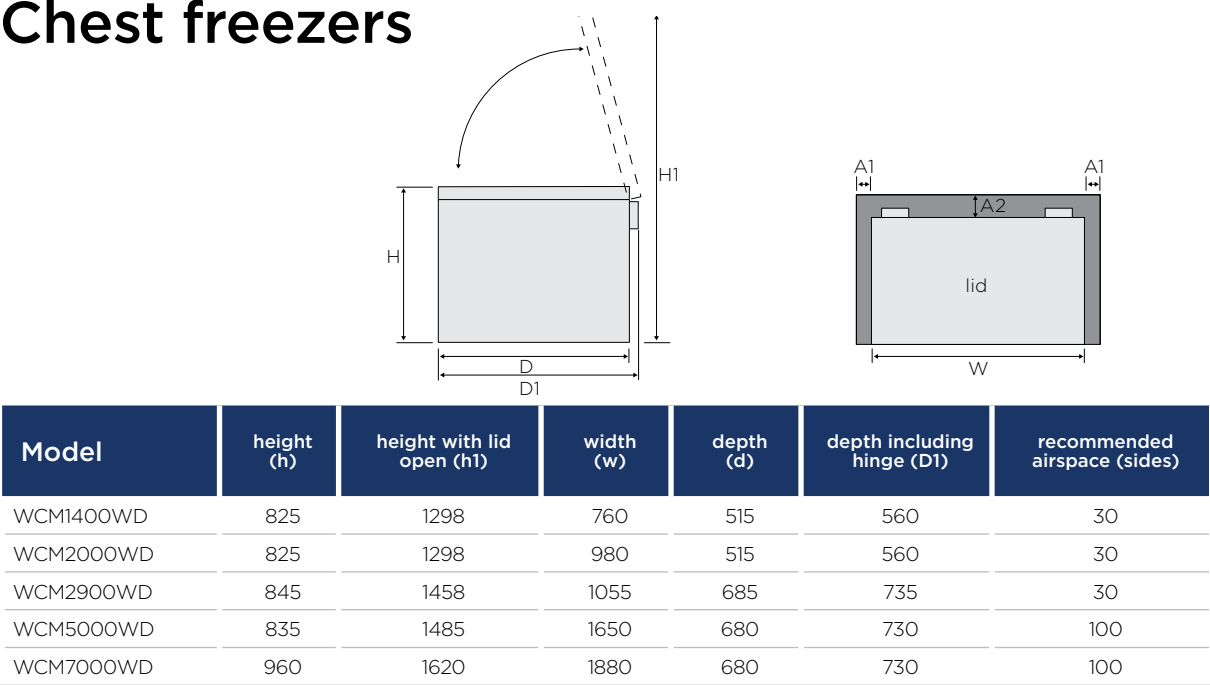
Vertical freezers



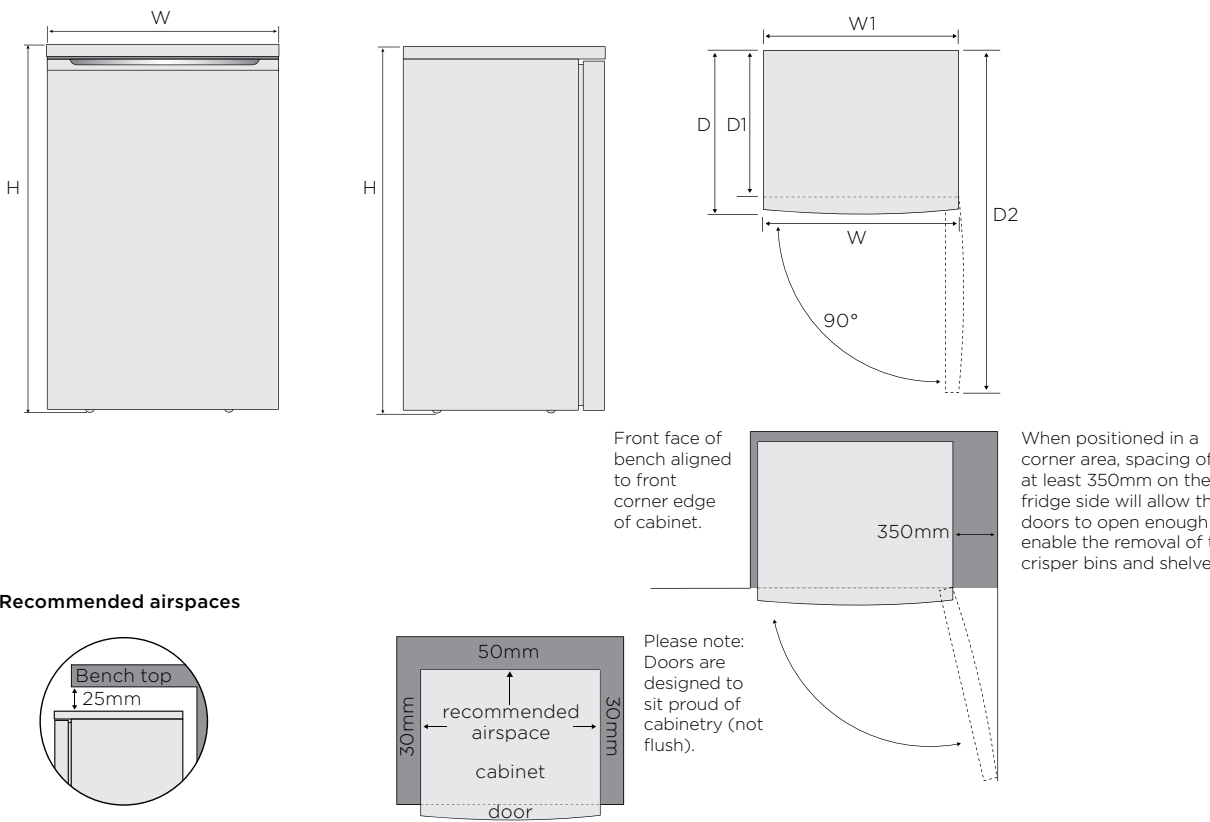
Model	max door height (h)	cabinet height (h1)	total height (h2)	door width (w)	cabinet width (w1)	total depth (d)	cabinet depth (d1)	depth door open (d2)
WFB4204SA/WA	1718	1705	1725	699	693	720	641	1360
WFB2804SA/WA	1746	1746	1746	595	595	700	560	1204
WFM1800WC	1441	1441	1441	544	540	570	485	1079
WFM1810WC	1453	1393	1453	550	550	555	555	1077

* Refer to the product information on the back page of this brochure.

Chest freezers



Bar freezers



Model	total height (h)	door width (w)	cabinet width (w1)	total depth including space (d)	cabinet depth (d1)	depth door open (d2)
WFM0900WC	845	550	550	570	510	1080

* Refer to the product information on the back page of this brochure.



For more information on all Westinghouse appliances, or for dimension and installation information, call into your retailer, phone or email our customer care team or visit our website:

AUSTRALIA

phone: 1300 363 640

fax: 1800 350 067

email: customercare@electrolux.com.au

web: westinghouse.com.au

NEW ZEALAND

phone: 0800 436 245

fax: 0800 225 088

email: customercare@electrolux.co.nz

web: westinghouse.co.nz



We invite you to follow Westinghouse and get involved in the conversation.

TOP SERVICE

Top Service encompasses the after sales service provided by The Electrolux Group to consumers including delivery, home service and spare parts.

Warranty

Electrolux Home Products Pty. Ltd. and Electrolux (NZ) Ltd. warrants that for domestic application, the Westinghouse freezers featured in this brochure are free from defects in materials and workmanship for a period of 24 months from the date of first purchase, subject to the conditions set out in the warranty card accompanying the product when purchased. Westinghouse freezers are only suitable for domestic or equivalent applications. They are not suitable for applications where health and industry requirements and regulations apply. This warranty is in addition to other rights and warranties you may have under the Australian Consumer Law (ACL) and Electrolux will at all times comply with its obligations at law including the ACL.

† Product information

The descriptors and illustrations in this publication apply to the specific products and models described as at the date of issue. Under our policy of continuous product development, product specifications may change without notice. Prospective purchasers should therefore check with their retailer to ensure this publication correctly describes the products that are being offered for sale. All information supplied is to be used for general reference purposes only and is provided on the understanding that Electrolux will not be liable for any loss, liability or damage of whatever kind arising as a result of reliance on such information. Colours of products illustrated are as close as printing limitations allow and may vary slightly.

® and WESTINGHOUSE are trademarks of Westinghouse Electric Corporation. Used under license. All Rights Reserved.

© 2016 Electrolux Home Products Pty Ltd. ABN 51 004 762 341 WFREEZ_Oct16